

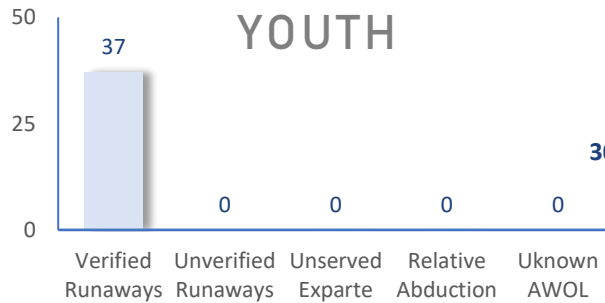
The following statistics show the status and demographics of absent Kansas foster youth and track DCF's successful recovery efforts.

RECOVERED YOUTH

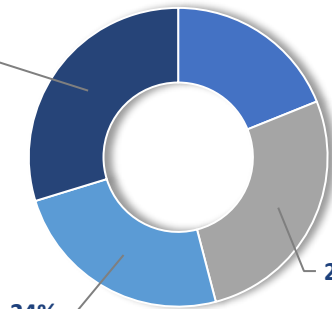


*A youth may be recovered more than once per month.

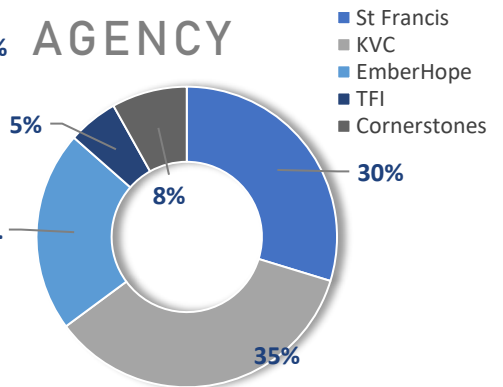
CURRENT AWOL YOUTH



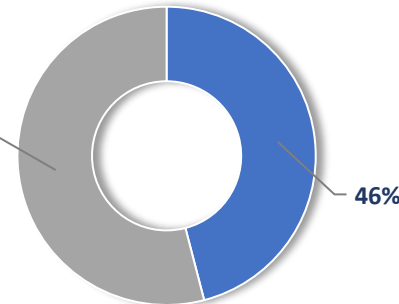
REGIONAL



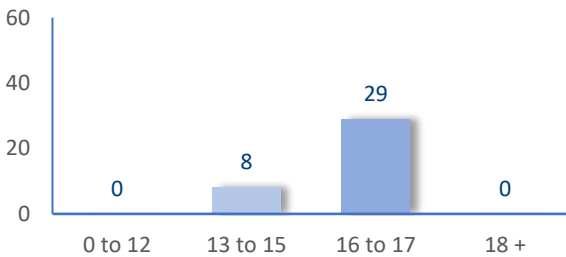
AGENCY



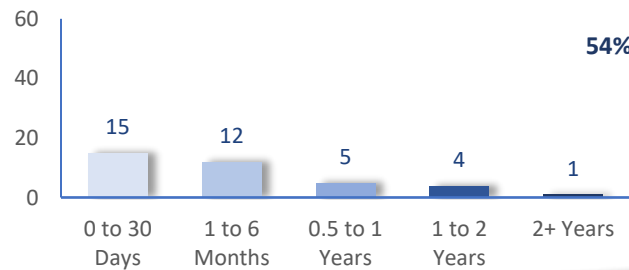
GENDER



AGE



TIME



DAILY AWOL YOUTH

2024

June		July		August		September	
DATE	# AWOL	DATE	# AWOL	DATE	# AWOL	DATE	# AWOL
3	62	2	54	1	44	2	44
4	60	3	54	2	42	3	44
5	60	5	50	5	38	4	38
6	61	8	50	6	37	5	36
7	61	9	46	7	43	6	37
10	65	10	42	8	45	9	38
11	67	11	42	9	44	10	41
12	65	12	44	12	40	11	38
13	62	15	45	13	40	12	41
14	59	16	45	14	40	13	41
17	59	17	50	15	40	16	41
18	59	18	48	16	40	17	41
20	58	19	43	19	40	18	42
21	51	22	43	20	40	19	46
24	52	23	43	21	41	20	41
25	52	24	45	22	41	23	40
26	53	25	45	23	43	24	40
27	52	26	44	26	42	25	38
28	52	29	46	27	42	26	37
		30	47	28	44	27	35
		31	45	29	44	30	37
				30	44		